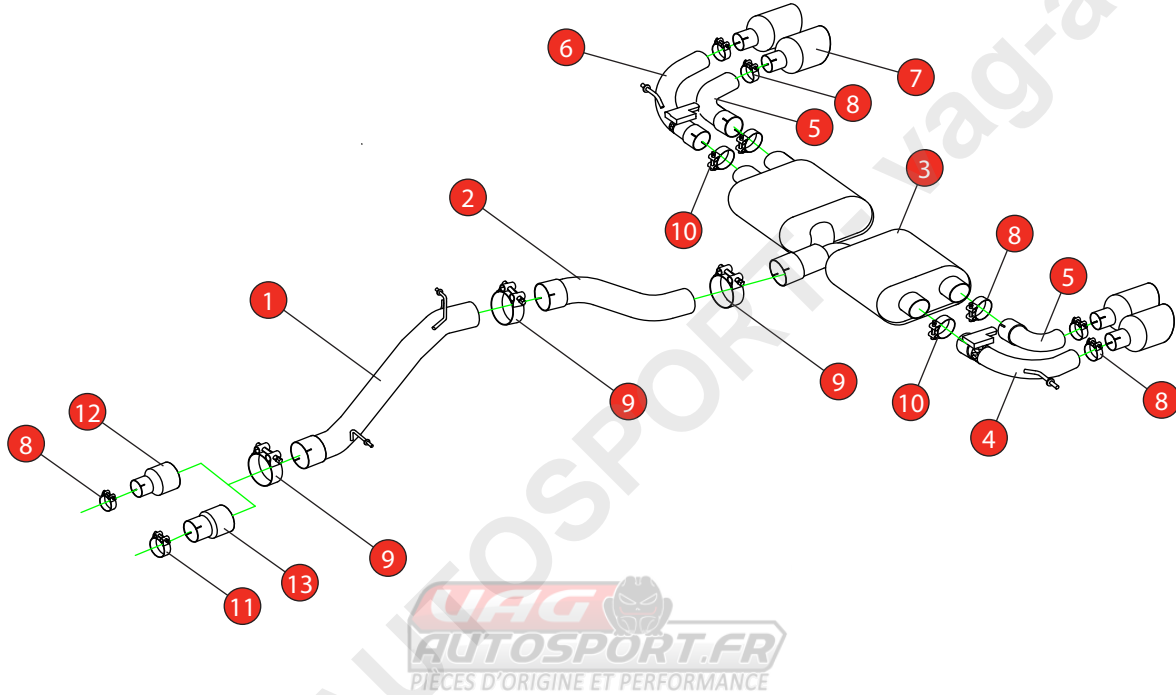


|              |  |                 |                      |
|--------------|--|-----------------|----------------------|
| <b>Car</b>   | Volkswagen Golf R MK8                    | <b>Part No.</b> | SVWS065              |
| <b>Year</b>  | 2021-Current                             | <b>Fit Kits</b> | 305FK                |
| <b>Notes</b> | Where not supplied use original fittings | <b>Features</b> | Pipe Diameter:- 80mm |

Estimated Fitting Time: 2 Hours



| NO.            | PART NO.   | DESCRIPTION                            | QTY |
|----------------|------------|--|-----|
| 1              | 764VW      | Non-resonated Centre Section           | 1   |
| 2              | 765VW      | Link Pipe                              | 1   |
| 3              | 766VW      | Rear Silencer                          | 1   |
| 4              | 803VW      | L/H Valved Outer Trim Connecting Pipe  | 1   |
| 5              | 806VW      | L/H & R/H Inner Trim Connecting Pipe   | 2   |
| 6              | 805VW      | R/H Valved Outer Trim Connecting Pipe  | 1   |
| 7              | Z023.10152 | Polished Ø114mm Daytona Trim           | 4   |
| <b>Fit Kit</b> |            |  |     |
| 8              | Z016.10064 | 63-68mm Clamp                          | 7   |
| 9              | Z016.10069 | 79-85mm Clamp                          | 3   |
| 10             | Z016.10070 | 66mm H/D Clamp                         | 2   |
| 11             | Z016.10056 | 73-79mm Clamp                          | 1   |
| 12             | AD103      | Adaptor (USE TO FIT TO O.E DOWNPIPE)   | 1   |
| 13             | AD107      | Adaptor (USE TO FIT TO Ø76mm DOWNPIPE) | 1   |


|            |          |
|------------|----------|
| E-MARK     | N/A      |
| DATE       | 26/05/21 |
| ISSUE      | 00       |
| AUTHORISED | M.Ydlibi |

**NOTE:** ENSURE SCORPION SYSTEM IS CLEAR OF MOVING PARTS AND ALL ORIGINAL FUNCTIONS WORK CORRECTLY.



STAY CONNECTED TO RED POWER.

|       |  |          |                      |
|-------|--|----------|----------------------|
| Car   | Volkswagen Golf R MK8                    | Part No. | SVWS065              |
| Year  | 2021-Current                             | Fit Kits | 305FK                |
| Notes | Where not supplied use original fittings | Features | Pipe Diameter:- 80mm |



A) After you have removed O.E exhaust you will need to swap the valve motors to the Scorpion exhaust. Remove the 3 nuts (keep safe as you will need them to bolt the electronic valve motor to Scorpion Exhaust).

B) Lift up the motor. You will now be able to see the torsion spring (This must stay on the electronic valve motor to work with Scorpion Exhaust).



C) Rotate Scorpion valve so it aligns with the torsion spring.


D) Now fit the O.E electronic valve motor ensuring the spring seats correctly to the lugs of the valve.

E) Using the 3 O.E nuts secure in place.



F) Both of the rear mounting points need rotating 180° when fitting the Scorpion exhaust.

Once happy with fitment of Scorpion Exhaust, fully tighten up all clamps and fixing and plug in the electronic valve motors.



STAY CONNECTED TO RED POWER.