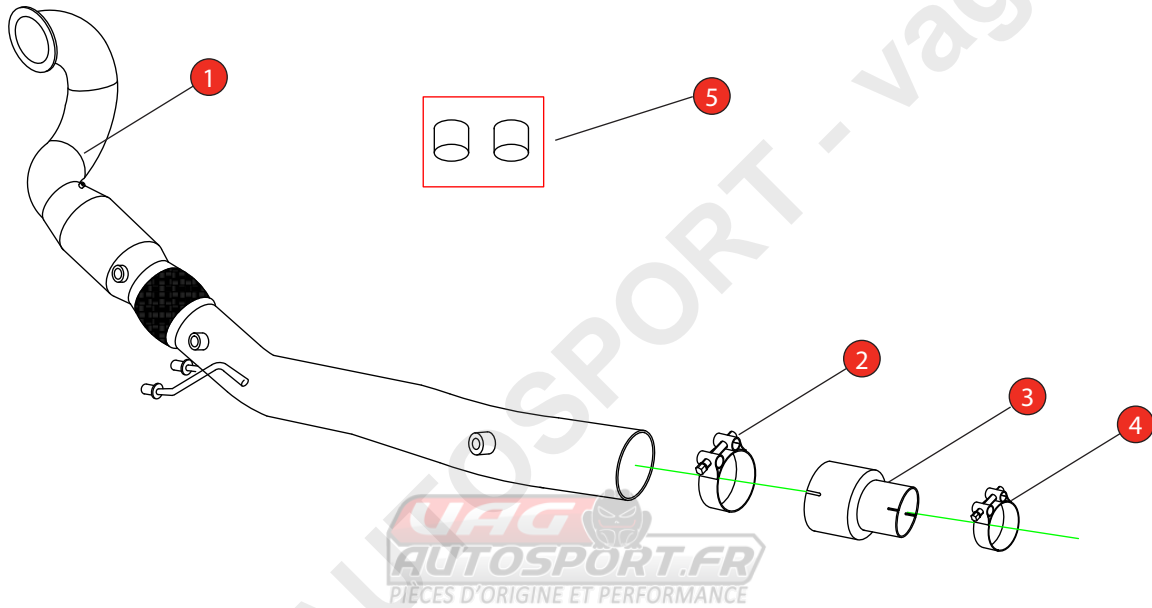


Car	Volkswagen Golf GTI MK8	Part No.	SVWC064
Year	2020-Current	Fit Kits	392FK
Notes	Where not supplied use original fittings	Features	Pipe Diameter:- 76mm

Estimated Fitting Time: 6 Hours



NO.	PART NO.	DESCRIPTION	QTY
1	810VW	De-cat Turbo Downpipe (Removes O.E. Cat and GPF)	1
Fit Kit			
2	Z016.10062	79mm H/D Clamp	1
3	AD69	Adaptor (USE TO FIT TO O.E SYSTEM)	1
4	Z016.10064	63-68mm Clamp (USE TO FIT TO O.E SYSTEM)	1
5	Z038.10591	Vacuum Blanking Cap	2



CLASSIFICATION	Motorsport Use Only
HOMOLOGATED	No
DATE	09/05/2022
ISSUE	00
AUTHORISED	S Shipley

NOTE: ENSURE SCORPION SYSTEM IS CLEAR OF MOVING PARTS AND ALL ORIGINAL FUNCTIONS WORK CORRECTLY.



STAY CONNECTED TO RED POWER.

Car	Volkswagen Golf GTI MK8	Part No.	SVWX064
Year	2020-Current	Fit Kits	392FK
Notes	Where not supplied use original fittings	Features	Pipe Diameter:- 76mm



A) Remove Lambda Probe from OE catalyst, then remove cable from clips indicated. (x4)


B) Feed Lambda cable down the right hand side (as you look at the engine). Ensure Lambda cable misses the gear cables, pass to the right hand side (as you look at engine). Take Lambda cable under the engine. Fit probe into Sensor boss on the downpipe and tighten.



C/D/E) Locate the 2 GPF pressure sensor lines (Image C shows them with the downpipe removed for better view). Remove the clamps and pull the rubber hoses from the metal hard lines. Place the 2 vacuum blanking caps over the open ends of the hard lines to seal them.



AUTOSPORT.FR
 PIÈCES D'ORIGINE ET PERFORMANCE



STAY CONNECTED TO RED POWER.