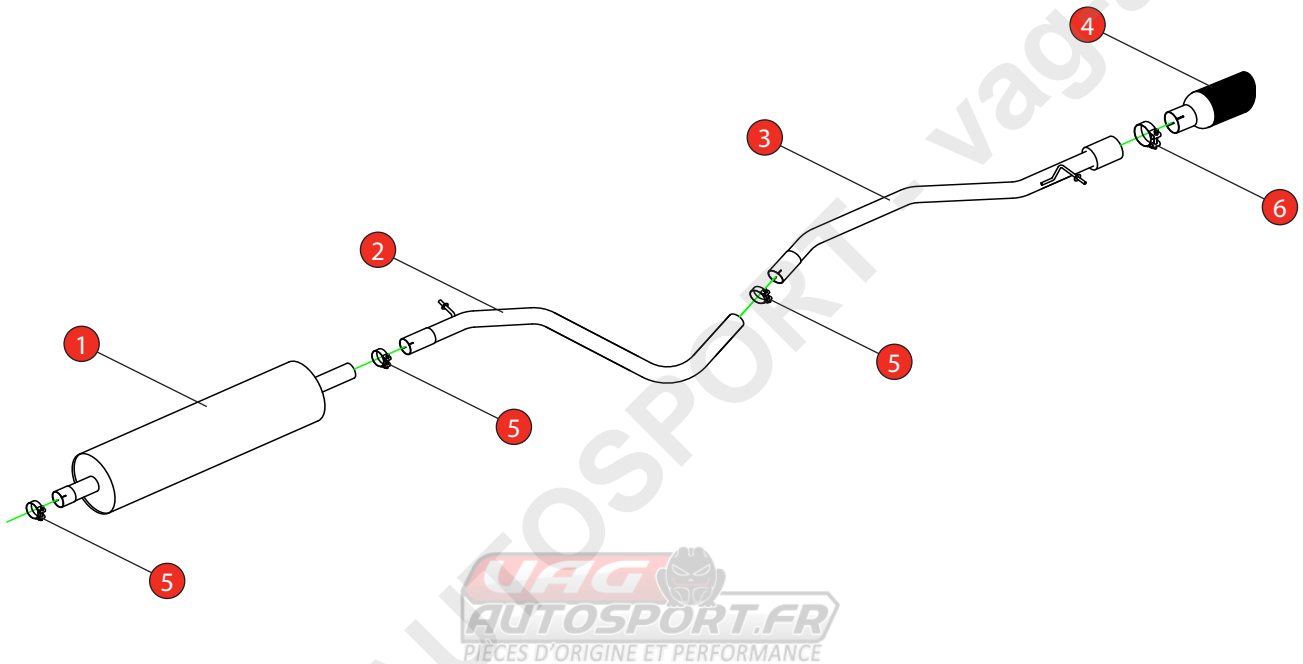


| | | | |
|--------------|--|-----------------|------------------------|
| Car | VW UP! GTI / UP! TSI | Part No. | SVW059CF |
| Year | 2018-Current | Fit Kits | 329FK |
| Notes | Where not supplied use original fittings. Original system requires cutting. | Features | Pipe Diameter:- 50.8mm |


Estimated Fitting Time: 60 Minutes



| NO. | PART NO. | DESCRIPTION | QTY |
|----------------|------------|---------------------------------------|-----|
| 1 | 790VW | Resonated Centre Section | 1 |
| 2 | 785VW | Link Pipe | 1 |
| 3 | 786VW | Trim Connecting Pipe | 1 |
| 4 | Z023.10158 | Ø90mm Carbon Fibre Coated Ascari Trim | 1 |
| Fit Kit | | | |
| 5 | Z016.10002 | 51-55mm Clamp | 3 |
| 6 | Z016.10064 | 63-68mm Clamp | 1 |

| | |
|------------|----------|
| E-MARK | N/A |
| DATE | 21/09/21 |
| ISSUE | 02 |
| AUTHORISED | M.YDLIBI |

NOTE: ENSURE SCORPION SYSTEM IS CLEAR OF MOVING PARTS AND ALL ORIGINAL FUNCTIONS WORK CORRECTLY.



STAY CONNECTED TO RED POWER.

| | | | |
|-------|--|----------|------------------------|
| Car | VW UP! GTI / UP! TSI | Part No. | SVW059CF |
| Year | 2018-Current | Fit Kits | 329FK |
| Notes | Where not supplied use original fittings. Original system requires cutting. | Features | Pipe Diameter:- 50.8mm |




To fit this Scorpion system the original system needs cutting:

A) To remove the rear of the system cut directly in the centre of the straight before the rear axel. This cut isn't crucial however cutting in the centre of the straight will make it easier when re-fitting the original system.

B) Measure 70mm back from the front of the weld after the catalyst. Once cut de-bur the pipework as the Scorpion system fits over it.

Fit the system following the line diagram on the previous page. Once happy with fitment of Scorpion Exhaust, fully tighten up all clamps.



STAY CONNECTED TO RED POWER.