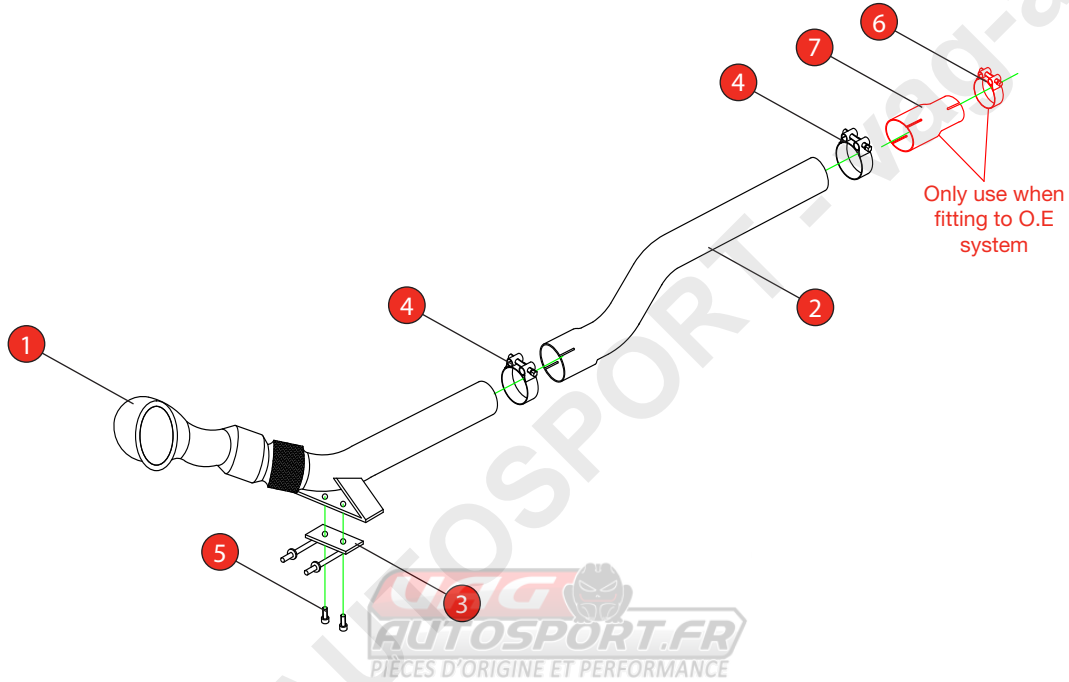


Car	Audi S3 Quattro 3Door & Sportback 8V / Saloon 8V, VW Golf MK7 R / Estate	Part No.	SVAGX005
Year	13-16 / 13-16 / 14-17 / 15-17	Fit Kits	184FK
Notes	Where not supplied use original fittings	Features	Pipe Diameter:- 76mm


Estimated Fitting Time: 2 Hours



NO.	PART NO.	DESCRIPTION	QTY
1	545AU	Turbo Downpipe With Sports Catalyst	1
2	546AU	Front Pipe	1
3	562AU	Mounting Bracket	1
Fit Kit			
4	Z016.10062	79mm H/D Clamp	2
5	Z017.10808	M8 x 16mm Cap Head Bolts	2
6	Z016.10064	63-68mm H/D Clamp (USE TO FIT TO O.E SYSTEM)	1
7	AD69	Adaptor (USE TO FIT TO O.E SYSTEM)	1



E-MARK	N/A
DATE	17/11/17
ISSUE	02
AUTHORISED	M.Ydlibi

NOTE: ENSURE SCORPION SYSTEM IS CLEAR OF MOVING PARTS AND ALL ORIGINAL FUNCTIONS WORK CORRECTLY.



STAY CONNECTED TO RED POWER.

Car	Audi S3 Quattro 3Door & Sportback 8V / Saloon 8V, VW Golf MK7 R / Estate	Part No.	SVAGX005
Year	13-16 / 13-16 / 14-17 / 15-17	Fit Kits	184FK
Notes	Where not supplied use original fittings.	Features	Pipe Diameter:- 76mm



A) Remove Lambda Probe from OE catalyst, then remove cable from clips indicated. (x4)

B) Feed Lambda cable down the right hand side (as you look at the engine)

C) Ensure Lambda cable misses the gear cables, pass to the right hand side (as you look at engine)

D) Take Lambda cable under the engine. Fit probe into Sensor boss and tighten.

Feed cable this side.

