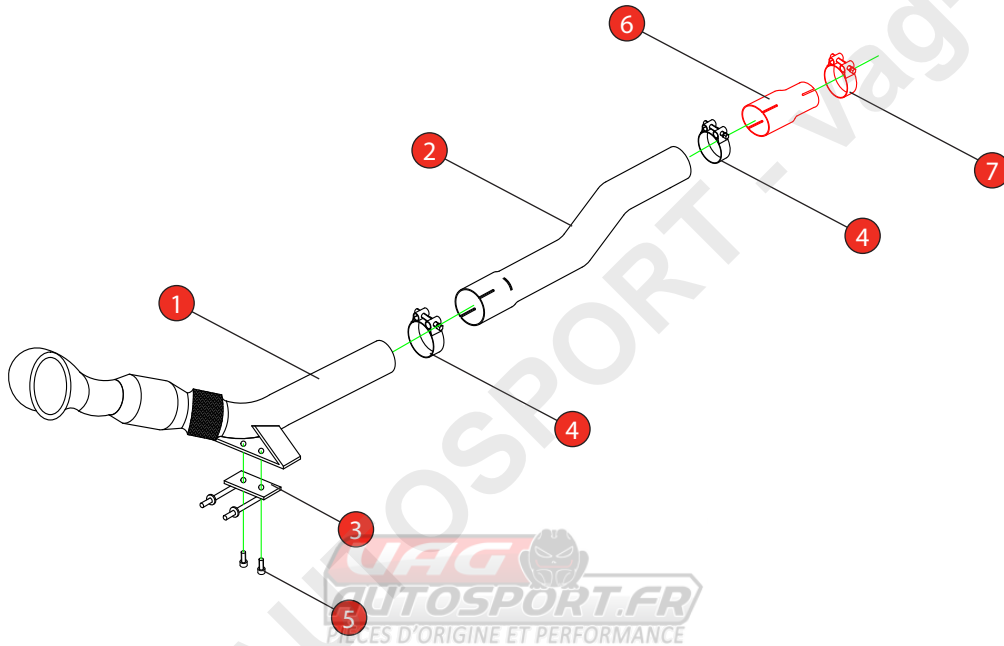


Car	Audi TT S MK3 8S / TT MK3 2.0 TFSi Quattro	Part No.	SAUX055
Year	2014-Current	Fit Kits	237FK
Notes	Where not supplied use original fittings	Features	Pipe Diameter:- 76mm

Estimated Fitting Time: 5 hours



NO.	PART NO.	DESCRIPTION	QTY
1	545AU	Turbo Downpipe With Sports Catalyst	1
2	649AU	Front Pipe	1
3	562AU	Mounting Bracket	
Fit Kit			
4	Z016.10062	79mm H/D Clamp	2
5	Z017.10808	M8 x 16mm Cap Head Bolt	2
6	AD81	Adaptor (USE TO FIT TO O.E CAT-BACK SYSTEM)	1
7	Z016.10064	63-68mm Clamp (USE TO FIT TO O.E CAT-BACK SYSTEM)	1



E-MARK	N/A
DATE	06/07/18
ISSUE	01
AUTHORISED	M.Ydlibi

NOTE: ENSURE SCORPION SYSTEM IS CLEAR OF MOVING PARTS AND ALL ORIGINAL FUNCTIONS WORK CORRECTLY.



STAY CONNECTED TO RED POWER.

Car	Audi TT S MK3 8S / TT MK3 2.0 TFSi Quattro	Part No.	SAUX055
Year	2014-Current	Fit Kits	237FK
Notes	Where not supplied use original fittings	Features	Pipe Diameter:- 76mm



PLEASE NOTE: The instructions below are only required when fitting this product to a Seat Leon Cupra.

A) Remove Lambda Probe from OE catalyst, then remove cable from clips indicated. (x4)

B) Feed Lambda cable down the right hand side (as you look at the engine)

C) Ensure Lambda cable misses the gear cables, pass to the right hand side (as you look at engine)

D) Take Lambda cable under the engine. Fit probe into Sensor boss and tighten.

Feed cable this side.

