

#TL100057



PENDULUM MOUNT/  
INSTALLATION INSTRUCTIONS

**APR**

VAG AUTOSPORT



---

Notes:

These instructions were written for a North American specification MkVII GTI and Golf R. Other models, like the Audi A3, are similar.

When disassembling the car, be sure to keep all fasteners so they can be reused. It is recommended that you get some kind of compartmented tray to organize the fasteners, such as a fishing tackle box or several large ice cube trays. Fasteners that are not reused for reinstallation are noted in the instructions. All directions used in this manual (right, left, front, etc.) are based on if you were sitting in the drivers seat of the car.


These instructions assume that you have basic mechanical skills and several varieties of the tools in order to install the kit. If you have any questions about the install, feel free to contact your APR representative.




1) Securely lift vehicle. If a vehicle lift is not used, secure the vehicle with jack stands.

**APR**

2) Underneath the car, remove the two 16mm bolts on the transmission and the one 21mm bolt on the subframe mount holding the stock dogbone mount in place. Remove the stock dogbone mount and bracket from the car by sliding it forward from the slot in the front of the subframe.




TL100057




3) Slide the APR dogbone mount into the slot in the front of the subframe, and then hand thread in the two 12mm bolts into the transmission to hold it in place. The shorter 12mm bolt goes in the front hole of the transmission, and the longer 12mm bolt goes in the rear hole of the transmission. Thread both bolts in all the way by hand, but do not tighten them.

**APR**

4) Install the supplied 15mm bolt into the subframe mount and through the dogbone mount. It may be necessary to rock the engine/transmission assembly back to get the bolt started. Thread the bolt in all the way by hand, but do not tighten it.



TL100057



5) Torque the rear 15mm bolt to 100Nm (74 ft-lb). Torque the two front 12mm bolts to 73Nm (54 ft-lb).

**APR**

VAG AUTOSPORT



#TL10025



**APR**

INSTALLATION INSTRUCTIONS  
PENDULUM MOUNT