

# CTS TURBO

## CTS TSI Throttle pipe Install Instructions

CTS  
TURBO



Included in the kit: Turbo Outlet pipe, 2 hose clamps, 1 Billet turbo to silicon outlet, 1 2.5in silicon hose.

Have the following tools at hand:

- T25 torx
- T30 torx
- Screwdriver
- Ratchet
- 8mm socket
- Hoist, hydraulic jack, jackstands.

Make sure the car is cooled off before starting the install.


**Step 1:** With the vehicle raised up on jackstands or a hoist, remove the 8 T25 torx bolts holding the engine pan to the bottom of the vehicle.




**Step 2:** Remove the 7 T25 torx bolts holding the passenger side lower inner fender liner to the car. Note that 2 of the torx bolts are under the front bumper cap. Pull the liner free.



**Step 3:** Use your screwdriver to pop the retaining clip off of the rubber intercooler hose then separate the rubber hose and plastic pipe.



**Step 4:** Use the T30 torx bit to remove the 2 bolts holding the plastic pipe to the engine.



**Step 5:** Using the screwdriver, pop the retaining ring off of the upper pipe joint then pull the plastic discharge pipe off of the vehicle.



**Step 6:** Transfer the square o-ring from the old Turbo connector to the supplied billet outlet replacement.



**Step 7:** Reinstall the retaining ring onto the turbo, then snap the new billet outlet into place.




**Step 8:** Pull out mounting screws and rubber gromets from the old discharge pipe and reinstall into new pipe.




**Step 9:** Slip the 2 hose clamps onto the silicon connector then slip the silicon connector onto the discharge pipe. Loosly tighten both of the clamps on either end of the silicon to avoid slipping.



**Step 10:** Manouver the outlet pipe into position sliding the silicon over the turbo connector. Tighten the hose clamps the silicon.



**Step 11:** Reinstall the 2 T30 torx bolts holding the pipe to the engine.



**Step 12:** Reinstall the rubber intercooler hose with the retaining clip. Reinstall the inner fender liner and engine pan. You are done!

**IETS  
TURBO**