

Turbo Inlet Hose, High Flow Silicone, B9 Audi
A4/A5/Allroad 2.0 TFSI

**034 MOTOR SPORT**

034Motorsport is proud to offer our Silicone Turbo Inlet Hose for the B9 Audi A4/A5 & Allroad 2.0 TFSI! This upgraded air intake hose is designed to replace the restrictive corrugated factory unit and features a larger cross-sectional area with smooth internal walls for higher flow and increased performance. This durable, high quality silicone hose was modeled directly off of the factory part to ensure perfect fit and finish, and extensively tested at 034Motorsport with the help of independent Audi enthusiasts. In addition to cloth reinforcement, this hose features stainless steel wire reinforcement to prevent collapse under vacuum.

Installation Spiciness Rating: MILD



Installation of your Turbo Inlet Hose is a straightforward process that takes approximately 30 minutes to complete.

Supplied Parts:

- 034 Turbo Inlet Hose
- (2x) Hose Clamps

Tools Needed:

- 7mm Socket

Getting Started

Confirm you have received all the parts included with your purchase by reading the complete guide, if there are missing components, please contact:

customerservice@034motorsport.com

About This Guide

This Install Guide documents the installation process on a B9 Audi A4. There may be minor differences depending on specific vehicle, market, options, etc.


***Be sure to clean out any intake related components to remove any possible contaminants.**

Install Steps**Step 1**


Open your hood.

**Step 2**

Using a 7mm socket, loosen the hose clamp securing the factory turbo inlet hose to the air box.

**Step 3**

Using a 7mm socket, loosen the upper and lower hose clamps securing the factory turbo inlet hose.

**Step 4**

With both clamps loosened, remove the factory turbo inlet hose from the engine bay.



Step 5

Disconnect the vacuum line from the factory turbo inlet hose.

**Step 6**

Loosely install the provided hose clamps onto the 034Motorsport High Flow Silicone Turbo Inlet Hose. Orient the clamps for easy access once the hose is seated in position.

**Step 7**

Connect the factory vacuum line to the pre-installed provision on the 034 High Flow Silicone Turbo Inlet Hose.


**Step 8**

Position the 034 High Flow Silicone Turbo Inlet Hose into place, turbo inlet first and then factory air box.



Step 9

Using a 7mm socket, tighten the hose clamp securing the 034 High Flow Silicone Turbo Inlet Hose to the turbo inlet.

**Step 10**

Using the same 7mm socket, tighten the hose clamp securing the 034 High Flow Silicone Turbo Inlet Hose to the air box.

**Step 11**

Make sure that all clamps are tight and close your hood.

Step 12

You're done! Enjoy smoother airflow into your turbocharger.

