

034Motorsport B8/B8.5 Audi Q5 2.0 TFSI High Flow
Silicone Turbo Inlet Hose

**034 MOTOR SPORT**

034Motorsport is proud to offer our Silicone Throttle Body Inlet Hose for the Audi Q5 2.0 TFSI! This upgraded air intake hose is designed to replace the restrictive corrugated factory unit and features a larger cross-sectional area with smooth internal walls for higher flow and increased performance. This durable, high quality silicone hose was modeled directly off the factory part to ensure perfect fit and finish, and extensively tested at 034Motorsport with the help of independent Audi enthusiasts. In addition to cloth reinforcement, this hose features stainless steel wire reinforcement to prevent collapse under vacuum.

Installation Spiciness Rating: MILD



Installation of your Turbo Inlet Hose is a straightforward process that takes approximately 30 minutes to complete.

Supplied Parts:

- 034 Turbo Inlet Hose
- (2x) Hose Clamps

Tools Needed:

- 8mm Socket
- 7mm Socket

Getting Started

Confirm you have received all the parts included with your purchase by reading the complete guide, if there are missing components, please contact:

customerservice@034motorsport.com

About This Guide

This Install Guide documents the installation process on a B8 Audi Q5. There may be minor differences depending on specific vehicle, market, options, etc.


***Be sure to clean out any intake related components to remove any possible contaminants.**

Install Steps**Step 1**


Open your hood.

Step 2


Remove the factory plastic engine cover by lifting up and away from the valve cover.

**Step 3**

Using a 7mm socket, loosen the upper and lower hose clamps securing the factory turbo inlet hose to the air box and the turbo.

**Step 4**

With both clamps loosened, remove the factory turbo inlet hose from the engine bay.



Step 5

Place supplied hose clamps over your 034Motorsport High Flow Silicone Turbo Inlet Hose and leave loose to allow for some wiggle room when installing.

**Step 6**

Position the 034Motorsport High Flow Silicone Turbo Inlet Hose such that the narrower portion is over the turbo inlet, and the larger opening mates to the MAF housing.

**Step 7**

Using an 8mm socket, tighten the upper and lower hose clamps to secure the 034Motorsport High Flow Silicone Turbo Inlet Hose.



Step 8

Reinstall factory engine cover and enjoy smoother airflow into your turbocharger!

